

Artfone C10 Senior Flip Phone





1. Left soft key: Confirm selection / go to menu
2. Camera key: go to camera
3. Right soft key: go back / go to phonebook
4. Green key: make a call / answer a call / check logs
5. Navigation key: go up or down
6. Red key: Power on or off / end a call / return to the standby interface
7. Speed dial (A and B): Long press to add contact from phonebook, then call it directly
8. SMS key: one touch to go to inbox
9. * Key: Long press to go to FM radio wirelessly
- 10.# Key: Long press to go to "Meeting mode" or "General mode"
- 11.+ Key/- Key: Volume up / Volume down
12. Flashlight button
13. Secondary green key: Answer a call / light up the screen / long press for previous FM channel
14. Dedicated FM radio key: Light up the screen / long press for FM radio on or off
15. Secondary red key: Reject call / light up or off the screen / long press for next FM channel


Icon description



Shows actual GSM signal



Unread message



Shows normal profile




Headphones plugged-in



Alarm is set up



Enabled Bluetooth



Battery status

How to power on?

Press the red button of the main keypad for 2.5 seconds.

How to power off?

Make sure the keypad is unlocked, then press the red button of the main keypad for 2.5sec.

How to use a flashlight?

Just press the No.12 button on the side to turn on or turn off the flashlight.

How to use the SOS function?



- Status: Set the function on or off here:
- SOS numbers: This is very important, you can set no more than 5 telephone numbers here. When you press the SOS button, the phone will dial the numbers one by one automatically.
- SOS SMS: You can edit SMS
- SOS SMS ON/OFF: You can turn on or off SOS message

How to make a call?

1. Speed dial: press A/B, or long press numbers 1-9
2. Input a telephone number and press the left green button
3. Find a contact in the phonebook and press the left green button
4. SOS special dial: press the SOS button and the phone will dial pre-set SOS number automatically

Volume adjustment

Press the side button + or - to adjust the volume.

How to change ringtone/message tone/volume?

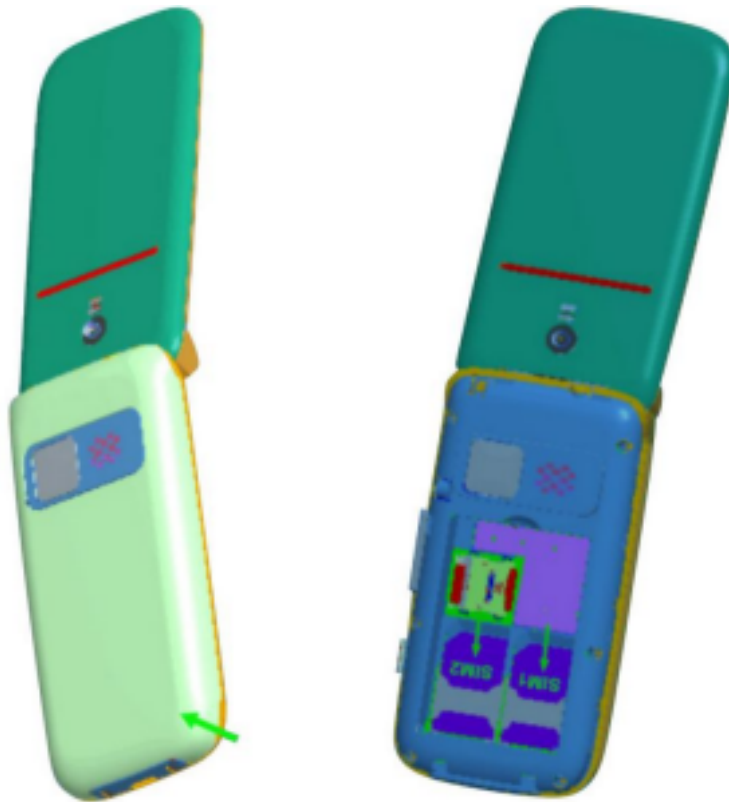
Go to Settings → Profiles → General → Customize

Restore to factory settings:

Settings → Phone settings → Restore factory settings → Password is 1234

FAQ

1. SIM card: supports nano and micro SIM, but it is best to use a standard SIM card.



2. Does this phone work on 3G network?

No, it is 2G GSM phone, supports quad bands: 850/900/1800/1900

3. Is the phone unlocked?

Yes, all Artfone phones are unlocked and work well on 2G GSM networks around the world.

4. Does the phone packaging include earphones?

No, but it has the 3.5mm port, compatible with most earphones on the market.