

**SAMSUNG GALAXY TAB A8 10.5 (2021)
BLUETOOTH KEYBOARD CASE**
User manual




Specifications

Working current	≤ 3mA	Working voltage	3~4.2V
Low voltage alert	3~3.3V	Working time	70h
Battery standby time	150 days	Sleeping current	<0.3mAh
Battery lifetime	3 years	Battery capacity	≤180mAh
Charging port	Micro USB	Wake up time	≤2s
Charging time	2~3 hours	Wireless range	≤9m
Working temperature	15F~150F	Charging current	≤200mA

Indicator light

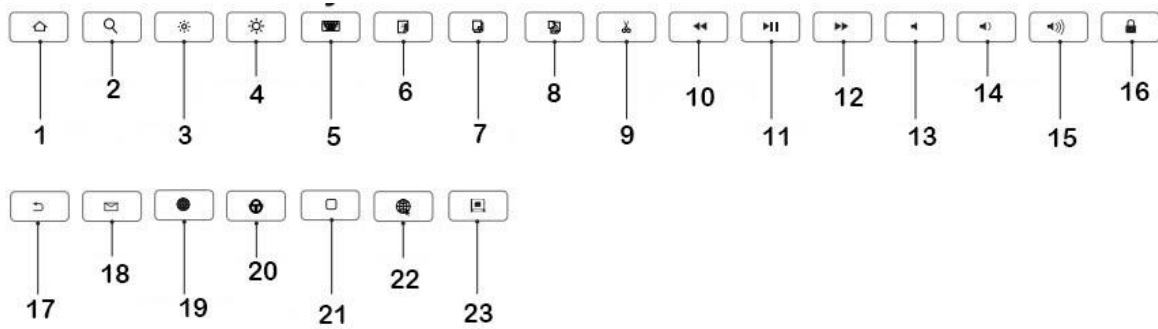
- Caps indicator light: light on - uppercase input; light off - lowercase input
- Wireless indicator light: to pair the keyboard with your device press “Connect” button, and the blue light will blink slowly until the pairing is successful
- Charging indicator light: blinking red - battery low; red - charging in process; light off - battery fully charged

Getting started

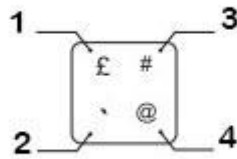


1. Charging indicator light
2. Wireless connection button
3. On/off button
4. Charging port
5. Power indicator light
6. Caps indicator light
7. Wireless connection indicator light

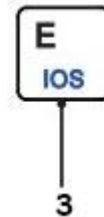
Multi-function keys



1. Back to home
2. Search
3. Reduce backlight
4. Increase backlight
5. Virtual keyboard
6. Select all
7. Copy
8. Paste
9. Cut
10. Previous song
11. Play/pause
12. Next song
13. Mute
14. Volume down
15. Volume up
16. Lock screen
17. Back
18. Email
19. Change input method
20. Caps lock
21. Back to home
22. Browser
23. Lock screen



1. Shift + button → £
2. Click the button only → `
3. Shift + alt + button → #
4. Alt + button → @



1. Fn + Q → switch to Android system
2. Fn + W → switch Windows system
3. Fn + E → switch iOS system

Before using the keyboard please select the tablet system (Android, Windows, iOS) by pressing Fn and corresponding button.

Installation instructions

1. Open the case and insert your tablet
2. Press on/off button, then press Fn + C for entering wireless connection mode (the indicator light will blink slowly)
3. Open Bluetooth settings on your tablet, search for “Wireless keyboard”, and click “Pair”
4. Type the numbers that will show on your device and press “Enter” to finish pairing

Note: the keyboard will automatically go to sleep if you're not using it for more than 30 minutes. To wake it up, press any key and wait 2-3 seconds and then you can use it again.

Common connection problems/solutions

1. Make sure you've turned the power on and that there's enough battery power
2. Make sure that keyboard is within the recommended working distance
3. Make sure the Bluetooth on your device is visible to other devices
4. Make sure that the keyboard is paired with your tablet
5. Delete the pairing data from your device and try to reconnect