Heating Eye Massager with Vibration and Bluetooth Music



Safety Precautions

If you wear contact lenses, please remove contact lenses before using this product.
If there is any dirt or foreign matter in the mask, please wipe it with a wet cloth before using it to avoid accidental eye.
During the charging process, the product is not supported to start up (charging is conducted under the working state, the product starts the self-protection program and stops working automatically).

Do not use the eye massager during outdoor walking or driving.
Do not use eye massager in hot and humid places.

Product Introduction

Eye massager, USES the microcomputer chip control technology for the entire human nature simulation control, the application of air pressure that a whole new concept to the eye care, under the control of air pressure in the computer to a full range of muscles around the eye pressure, vibration and coupled with the internal function and the function of the far infrared heating, the eye acid bilges, the eye pain, relieve eye fatigue.

Features

- Eye massage device can be connected to mobile phone bluetooth play music;
- Portable wireless usage, USB charging mode;
- Remote infrared heating microcomputer chip control technology;
- 5 massage techniques;
- 15 minutes automatic timing;
- Air bag massage (massage the muscles around the eye area by proper matching between air filling and air releasing);
- 5V voltage output is more secure, one key operation is simple and convenient;
- New vibration mode;

Scope Of Application - For the eyes

Contraindications

Disables eye injuries or inflammation.

If there are symptoms of eye diseases that can not be used, general implementation of eye surgery, glaucoma, cataract, retinal detachment and other major eye diseases patients should not be used.

For patients with deep stroke, hypertension and hypotension, please consult a professional physician first. If you feel any discomfort during use, please stop using immediately.

Please avoid using the eye massager during drinking or physical discomfort.

One key control loop

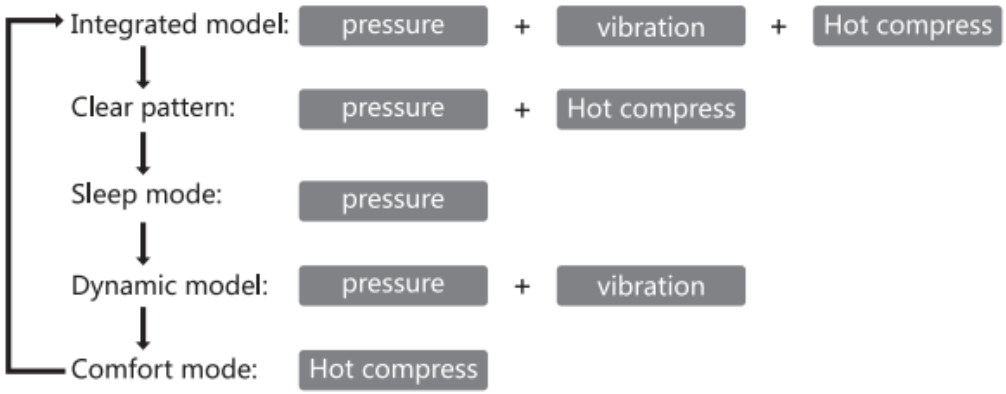

Name and function of each part

1. Long press the key for 3 seconds to start the comprehensive mode (pressure + vibration + hot compress)
2. Press the key again to start clear mode (air pressure + heat compress)
3. Continue to press the key to start sleep mode (air pressure)
4. Continue to press the key to start vitality mode (pressure + vibration)
5. Continue to open the key and start to stretch (hot compress)
6. Press the button for 3 seconds to turn off the machine function
7. The host starts bluetooth automatic open mobile search corresponding type connection Bluetooth name: YBY

Intelligent control switch



Product usage

Method of use:

1. Preparation before use
    - Take out the eye massager gently
    - Put the eye massage device on the eye position
2. Usage (as shown)



Bluetooth Air pressure Hot compress Vibration Music pause/play

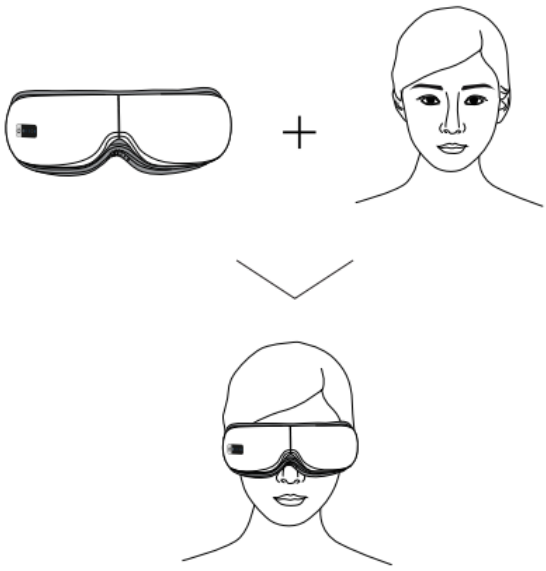

Product cleaning, maintenance and storage

1. Product cleaning and maintenance
    - If the product is stolen, please wipe it with a dry soft cloth.
    - If it is particularly dirty, you can wipe it with medical alcohol.

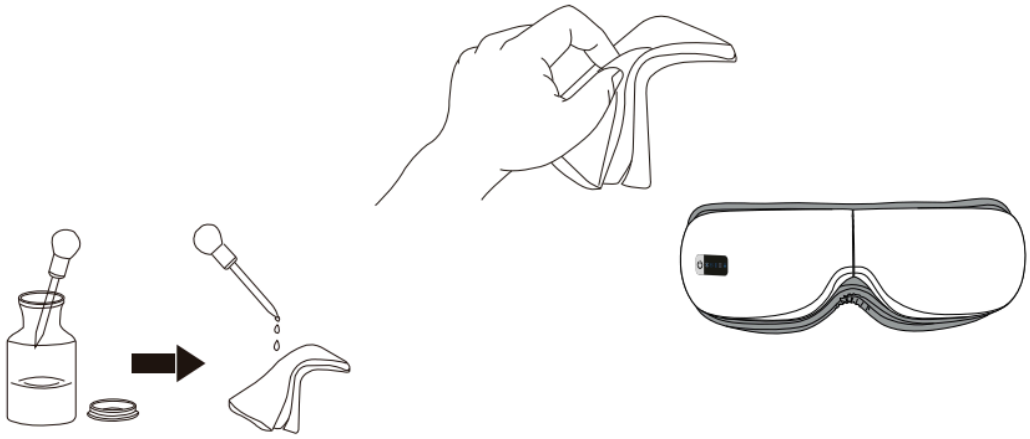

2. Keep
    - Keep it dry, ventilated and clean.
    - Please keep out of reach of children.
    - Do not disassemble the main engine without permission.

Common failures and solutions

Unable to boot

- If the battery power is too low, please charge immediately
- Host protection (with electricity) connect the charger, charge, and allow the host to automatically remove the protection (charge for 5 seconds)
- The battery is not charged and the charger is damaged
- The pressure intensity is too weak

Note: all maintenance work must be done by our authorized maintenance personnel.

The fault / Possible cause of failure / The solution

Unable to boot / Low battery / Please charge immediately

Unable to boot / Motherboard protection (with electricity) / Connect the charger to charge, and allow the host to automatically remove protection (5 seconds after charging)

Unable to boot / The battery is not charged / Replace charger

Unable to boot / In charge / Unplug charger

The pressure is too weak / Low power / charging

Eye patch not hot / Low power / charging

Eye patch not hot / Model is wrong / Tune to the corresponding pattern